

Picking Exercises

A Virtual Band Arrangement

www.jaybuckey.com

Example 1:

Example 1: A 4/4 time signature exercise. The treble clef staff shows a sequence of notes: E (quarter), A (quarter), D (quarter), G (quarter), D (quarter), A (quarter), E (quarter), A (quarter). The notes are grouped by fret numbers: 1 2 3 4, 1 2 3 4, 1 2 3 4, and a bar line. The bass clef staff shows the corresponding fret numbers: 0, 0, 0, 0, 0, 0, 0, 0. A diagram shows a square representing a pick stroke, with an arrow pointing to the G note and the text "This means to pick the note 'down'".

Example 2:

Example 2: A 4/4 time signature exercise. The treble clef staff shows a sequence of notes: E (quarter), E (quarter), A (quarter), A (quarter), D (quarter), D (quarter), G (quarter), G (quarter), D (quarter), D (quarter), A (quarter), A (quarter), E (quarter), E (quarter), A (quarter), A (quarter). The notes are grouped by fret numbers: 1 2 3 4, 1 2 3 4, and a bar line. The bass clef staff shows the corresponding fret numbers: 0, 0, 0, 0, 0, 0, 0, 0, 0, 0, 0, 0, 0, 0, 0, 0.

Example 3:

Example 3: A 4/4 time signature exercise. The treble clef staff shows a sequence of notes: E (quarter), A (quarter), D (quarter), G (quarter), D (quarter), A (quarter), E (quarter), A (quarter). The notes are grouped by fret numbers: 1 2 3 4, 1 2 3 4, and a bar line. The bass clef staff shows the corresponding fret numbers: 0, 0, 0, 0, 0, 0, 0, 0, 0, 0, 0, 0, 0, 0, 0, 0.

Example 4:

Example 4: A 4/4 time signature exercise. The treble clef staff shows a sequence of notes: E (quarter), A (quarter), D (quarter), G (quarter), D (quarter), A (quarter), E (quarter), A (quarter). The notes are grouped by fret numbers: 1 & 2 & 3 & 4 &, and a bar line. The bass clef staff shows the corresponding fret numbers: 0, 0, 0, 0, 0, 0, 0, 0, 0, 0, 0, 0, 0, 0, 0, 0. A diagram shows a square representing a pick stroke, with an arrow pointing to the G note and the text "This means to pick the note 'up'".

Example 4: A 4/4 time signature exercise. The treble clef staff shows a sequence of notes: D (quarter), A (quarter), E (quarter), A (quarter). The notes are grouped by fret numbers: 0, 0, 0, 0, 0, 0, 0, 0, 0, 0, 0, 0, 0, 0, 0, 0. A diagram shows a square representing a pick stroke, with an arrow pointing to the first measure and the text "ALWAYS start the next measure with a 'down pick'".

For more great Mandolin arrangements with play along recordings, be sure to visit www.jaybuckey.com

There you will find a complete list of Book/CD packages for the beginner to more advanced player.

Matching volumes are also available for the Fiddle, Banjo, Dobro, Bass, Guitar and Mandolin.

This site is updated regularly so be sure to check back often!

www.jaybuckey.com

Example 5:

The A scale with half notes

1
2/4
4

Example 6:

The A scale with quarter notes

1
2/4
4

Example 7:

The A scale with eighth notes (Remember to use the 'down, up' pick!)

1
2/4
4

1
2/4
4

Example 8:

A two octave A scale on all six strings

1
2/4
4

Old Dan Tucker

Example 9:


A Virtual Band Arrangement

www.jaybuckey.com

Key of A

Verses:


A *Music notation:* *Mandolin chords:* **E**



Went to town the oth - er night, to hear a noise and see a fight.
Old Dan Tucker's a fine - old man, Washed his face in a fry - in' pan.
Old Dan Tuck - er he got drunk. Fell in the fire and kicked up a chunk.
Old Dan Tuck - er came to town swinging the lad - dies 'round and 'round.

Mandolin tablature:


A **E** **A**



All the peo - ple were a run - nin' a round, cry - in' "Old Dan Tuck - er's come to town!"
Combed his hair with a wag in his gon, wheel and died with a tooth - ache in his heel.
Red hot coal got and then the shoe left, Lord then to the mighty one how the ash - es flew!
First to the right and then the left, he loved the best.

Chorus:

A **D** **E** **A**



Get out the way, old Dan Tuck - er, you're too late to come for sup - per,

D **E** **A**



Sup - per's ov - er and din - ner's cook - in', Old Dan Tuck - er's just a - stand-in' there look - in'.

For more great Mandolin arrangements and play along recordings, be sure to visit www.jaybuckey.com

There you will find a complete list of Book/CD packages for the beginner to more advanced player.

Matching volumes are also available for the Fiddle, Banjo, Dobro, Bass, Mandolin and Guitar.

This site is updated regularly, so be sure to check back often!

www.jaybuckey.com

Old Dan Tucker

Example 10:

A Virtual Band Arrangement

Key of A

Verse:

www.jaybuckey.com

A E

Went to town the oth - er night, to hear a noise and see a fight.
Old Dan Tucker's a fine old man. Washed his face in a fry - in' pan.
Old Dan Tuck - er he got drunk. Fell in the fire and kicked up a chunk.
Old Dan Tuck - er came to town swinging the lad - dies 'round and 'round.

Chord rhythm:

A E A

All the peo - ple were a run - nin' a round, cry - in' "Old Dan Tuck - er's come to town!"
Combed his hair with a wag gon wheel and died with a tooth - ache in his heel.
Red hot coal got in his shoe Lord a - mighty how the ash - es flew!
First to the right and then the left, then to the one he loved the best.

Chorus:

A D E A

out the way, old Dan Tuck - er, you're too late to come for sup - per,

D E A

Sup - per's ov - er and din - ner's cook - in', Old Dan Tuck - er's a - stand-in' there look - in'.

For more great Mandolin arrangements and play along recordings, be sure to visit www.jaybuckey.com

There you will find a complete list of Book/CD packages for the beginner to more advanced player.

Matching volumes are also available for the Fiddle, Banjo, Dobro, Bass, Mandolin and Guitar.

This site is updated regularly, so be sure to check back often!

www.jaybuckey.com