

Old Dan Tucker (Picking Exercises)

A Virtual Band Arrangement

www.jaybuckey.com

Example 1:

t t i i m m t t

Example 2:

t t t t i i i i m m m m t t t t

Example 3:

Example 4:

t i t i t i t i t i t t i t

Example 5:

Example 6:

t i t m t i t m t i t m t i t m t i t m t i t m t i t m t i t m t i t m

Example 7:

Example 8:

Example 9:

t s t s t p t p t h t h

Example 10:

Example 11:

Example 12:

t s i t m t s i t m t p i t m t p i t m t h i t m t h i t m

For more great banjo arrangements and play along recordings, be sure to visit www.jaybuckey.com

There you will find a complete list of Book/CD packages for the beginner to more advanced player.

Matching volumes are also available for the Fiddle, Banjo, Dobro, Bass, Guitar and Mandolin.

This site is updated regularly, so be sure to check back often!

www.jaybuckey.com

Old Dan Tucker

Example 13:

A Virtual Band Arrangement

www.jaybuckey.com

Arrangement by Jay Buckey

Capo 2

Verse:

Musical notation for the first line of the verse. It features a five-line staff with a 4/4 time signature. The key signature is one sharp (F#), indicated by a 'G' chord symbol above the staff. The notation includes various note values (quarter, eighth, and sixteenth notes), rests, and fingerings (0, 2, 3, 5). The rhythm is indicated by 't' and 'm' below the staff. A 'D' chord symbol appears above the staff at the end of the line.

t i t m t i t m t i t m t i t m t i t m t s i t m t h i t t m

Musical notation for the second line of the verse. It continues the melody from the first line. It features a five-line staff with a 4/4 time signature. The key signature is one sharp (F#), indicated by a 'G' chord symbol above the staff. The notation includes various note values (quarter, eighth, and sixteenth notes), rests, and fingerings (0, 2, 3, 5). The rhythm is indicated by 't' and 'm' below the staff. 'D' and 'G' chord symbols appear above the staff.

t i t m t i t m t i t m t i t m t s i t m t p i t m t h i t m t m

Chorus:

Musical notation for the first line of the chorus. It features a five-line staff with a 4/4 time signature. The key signature is one sharp (F#), indicated by a 'G' chord symbol above the staff. The notation includes various note values (quarter, eighth, and sixteenth notes), rests, and fingerings (0, 1, 2, 3, 5). The rhythm is indicated by 't' and 'm' below the staff. 'G', 'C', 'D7', and 'G' chord symbols appear above the staff.

t s i t m t s i t m t p i t m t h i t m t i t m t i t m t i t m t t

Musical notation for the second line of the chorus. It continues the melody from the first line. It features a five-line staff with a 4/4 time signature. The key signature is one sharp (F#), indicated by a 'G' chord symbol above the staff. The notation includes various note values (quarter, eighth, and sixteenth notes), rests, and fingerings (0, 1, 2, 3, 5). The rhythm is indicated by 't' and 'm' below the staff. 'C', 'D7', and 'G' chord symbols appear above the staff.

t s i t m t s i t m t p i t m t h i t m t i t m t i t m t i t m t t

For more great banjo arrangements and play along recordings, be sure to visit www.jaybuckey.com

There you will find a complete list of Book/CD packages for the beginner to more advanced player.

Matching volumes are also available for the Fiddle, Banjo, Dobro, Bass, Guitar and Mandolin.

This site is updated regularly, so be sure to check back often!

www.jaybuckey.com

Old Dan Tucker

Example 14:

A Virtual Band Arrangement

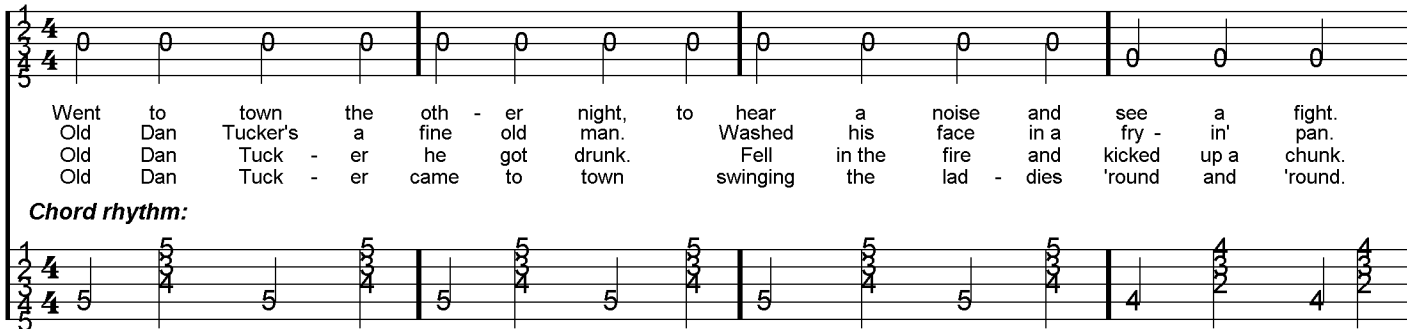
Key of G, capo 2

Verse:

www.jaybuckey.com

G

D



Went to town the oth - er old night, to hear a noise face and in a see a fight.
 Old Dan Tucker's a fine - er old man. Washed his noise face and in a fry - in' pan.
 Old Dan Tuck - er he got drunk. Fell in the fire and kicked up a chunk.
 Old Dan Tuck - er came to town swinging the lad - dies 'round and 'round.

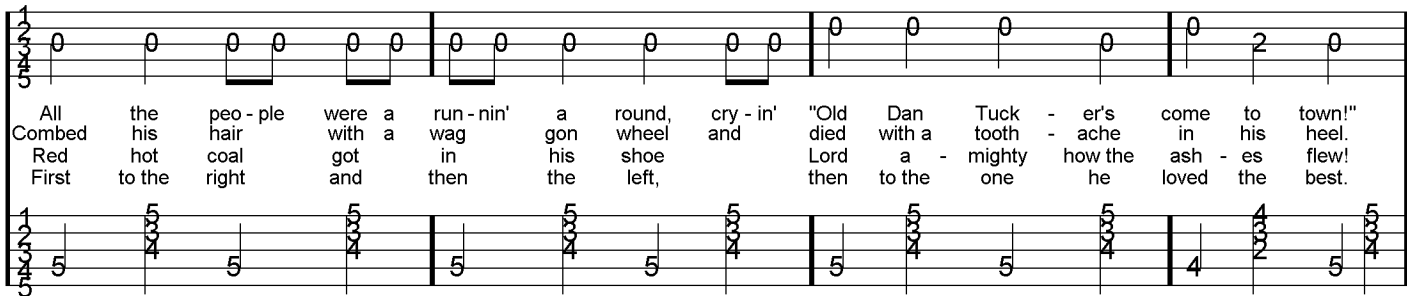
Chord rhythm:



G

D

G



All the peo - ple were a run - nin' a round, cry - in' "Old Dan Tuck - er's come to town!"
 Combed his hair with a wag a gon wheel and died with a tooth - ache in his heel.
 Red hot coal got and in then his shoe left, Lord a - mighty how the ash - es flew!
 First to the right and then the the he loved the best.

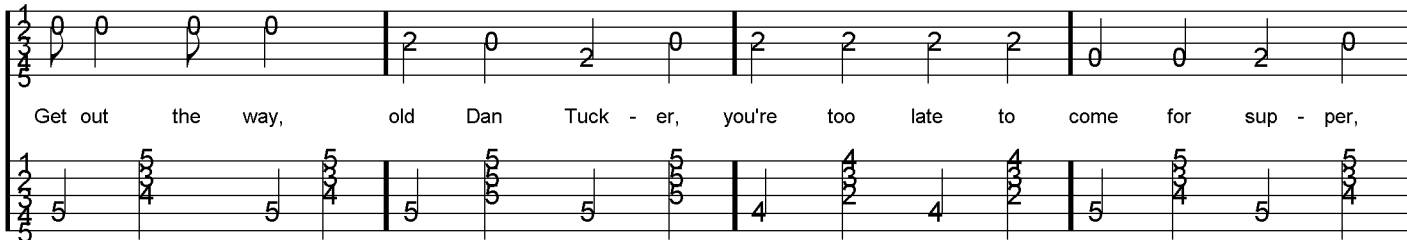
Chorus:

G

C

D

G




Get out the way, old Dan Tuck - er, you're too late to come for sup - per,

C

D

G



Sup - per's ov - er and din - ner's cook - in', Old Dan Tuck - er's just a - stand-in' there look - in'.

For more great Banjo arrangements and play along recordings, be sure to visit www.jaybuckey.com

There you will find a complete list of Book/CD packages for the beginner to more advanced player.

Matching volumes are also available for the Fiddle, Banjo, Dobro, Bass, Mandolin and Guitar.

This site is updated regularly, so be sure to check back often!